



Recycling and Rubbish in Cornwall

Esther O'Bearagh

February 2020

How much waste – what is the size of the problem

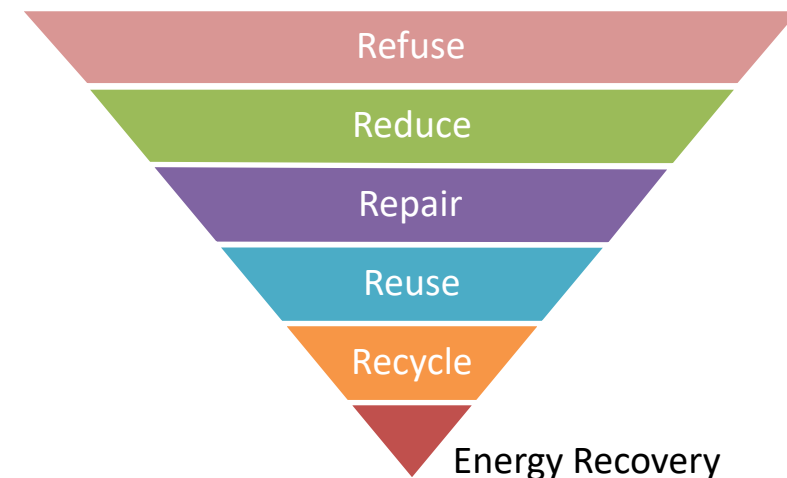
🔄 In 2019/2020 the Council managed
261,022 tonnes of waste and recycling

🔄 That's 941kg per household

🔄 Climate emergency

🔄 Resources and Waste Strategy


📍 www.cornwall.gov.uk




What you can recycle



- Due to our kerbside separation systems we recycle +99% of the material we collect
- From Air Fresheners to Washing Powder Boxes – for everything else there's the A-Z www.cornwall.gov.uk/recycling



What's in the black bag?



Can be recycled on kerbside:
21.75%

Food waste: 35.15%

Over 50% of black
bag waste can be
recycled

Current recycling rates

Top 10 performing wards (kerbside recycling)	Total kerbside waste per property (kg) 19-20	Kerbside recycling rate (inc. garden waste)	Garden waste subscribers (as at end Dec 2019)
Feock and Playing Place	721.07	41.59%	814
Wadebridge West	580.16	36.97%	416
Falmouth Boslowick	615.44	35.51%	365
Torpoint West	596.10	35.43%	414
Mullion and Grade Ruan	584.28	34.48%	445
St Agnes	648.28	34.26%	483
Altarnun	582.23	33.81%	218
Bude	531.21	33.80%	646
Truro Redannick	654.83	33.75%	554
Wadebridge East	628.96	33.55%	475

Bottom 10 performing wards (kerbside recycling)	Total kerbside waste per property (kg) 19-20	Kerbside recycling rate (inc. garden waste)	Garden waste subscribers (as at end Dec 2019)
Bodmin St Leonard	606.64	19.81%	146
St Dennis And Nanpean	725.16	19.61%	181
Four Lanes	655.19	18.79%	101
Camborne Roskear	679.53	18.07%	178
Pool and Tehidy	678.32	17.54%	186
Penzance Central	508.60	17.44%	118
Penzance East	608.83	17.04%	125
Newquay Central	546.46	16.59%	27
Redruth North	659.06	15.50%	156
Camborne Trelowarren	613.24	15.43%	79

Cornwall averages

- Total kerbside waste per property: **613.97** (kg)
- Kerbside recycling rate (inc. garden waste): **27.11%**
- Overall total recycling rate (inc. e.g. HWRC and streets) : **41.65%**



Current recycling rates

Liskeard & Looe Wards	Total kerbside waste per property (kg) 19-20	Kerbside recycling rate (inc. garden waste)	Garden waste subscribers
Cornwall top- Feock and Playing Place	721.07	41.59%	814
Liskeard East	610.09	24.51%	227
Liskeard North	683.88	23.85%	112
Liskeard West and Dobwalls	641.72	29.23%	368
Looe East	575.13	29.67%	261
Looe West, Lansallos and Lanteglos	494.65	28.86%	258
Menheniot	655.60	30.72%	221
St Cleer	643.24	29.90%	365
Trelawny	593.16	33.48%	309
Cornwall bottom- Camborne Trelowarren	613.24	15.43%	79

Cornwall averages

- Total kerbside waste per property: **613.97** (kg)
- Kerbside recycling rate (inc. garden waste): **27.11%**
- Overall total recycling rate (inc. e.g. HWRC and streets) : **41.65%**



Garden Waste Collection



Fortnightly collection on the alternate week to your recycling collection

- ↻ Grass cuttings
- ↻ Leaves or organic sweepings
- ↻ Tree, shrub and rose prunings
- ↻ Branches (<30cm long and 2.5cm diameter)
- ↻ Cut flowers
- ↻ Weeds
- ↻ Windfall

➔ www.cornwall.gov.uk/gardenwaste

Home composting

- ✦ Inexpensive
- ✦ Easy
- ✦ Natural process
- ✦ Accepts kitchen and garden waste
- ✦ Produce compost
- ✦ Divert waste

To find out more or to buy a bin visit:
➔ getcomposting.com



Buy one
get one ½
price



New waste collection service

Weekly

**Food
recycling**



Fortnightly

**Paper, card,
plastics, cans, glass
and textiles**



**Garden
waste**



**Non- recyclable
rubbish**



Covid-19 impacts on Service 2020/21

Kerbside recycling ↑

Kerbside residual ↑

Garden waste subscriptions ↑

Bulky waste collections ↑

The majority of services have been maintained throughout the pandemic – a big thank you to all staff involved.



Disposing of personal waste if you or anyone in your home has coronavirus symptoms or has received a positive test:

- Double bag personal waste: cleaning cloths, tissues and disposable face coverings
- Put waste aside for 72 hours before putting out with regular waste
- Other household waste can be disposed of as normal



Fleet

Mobilisation of
new contract



- ✓ Euro 6 compliant
- ✓ In-cab technology

New collection and street cleansing fleet



Waste facilities development

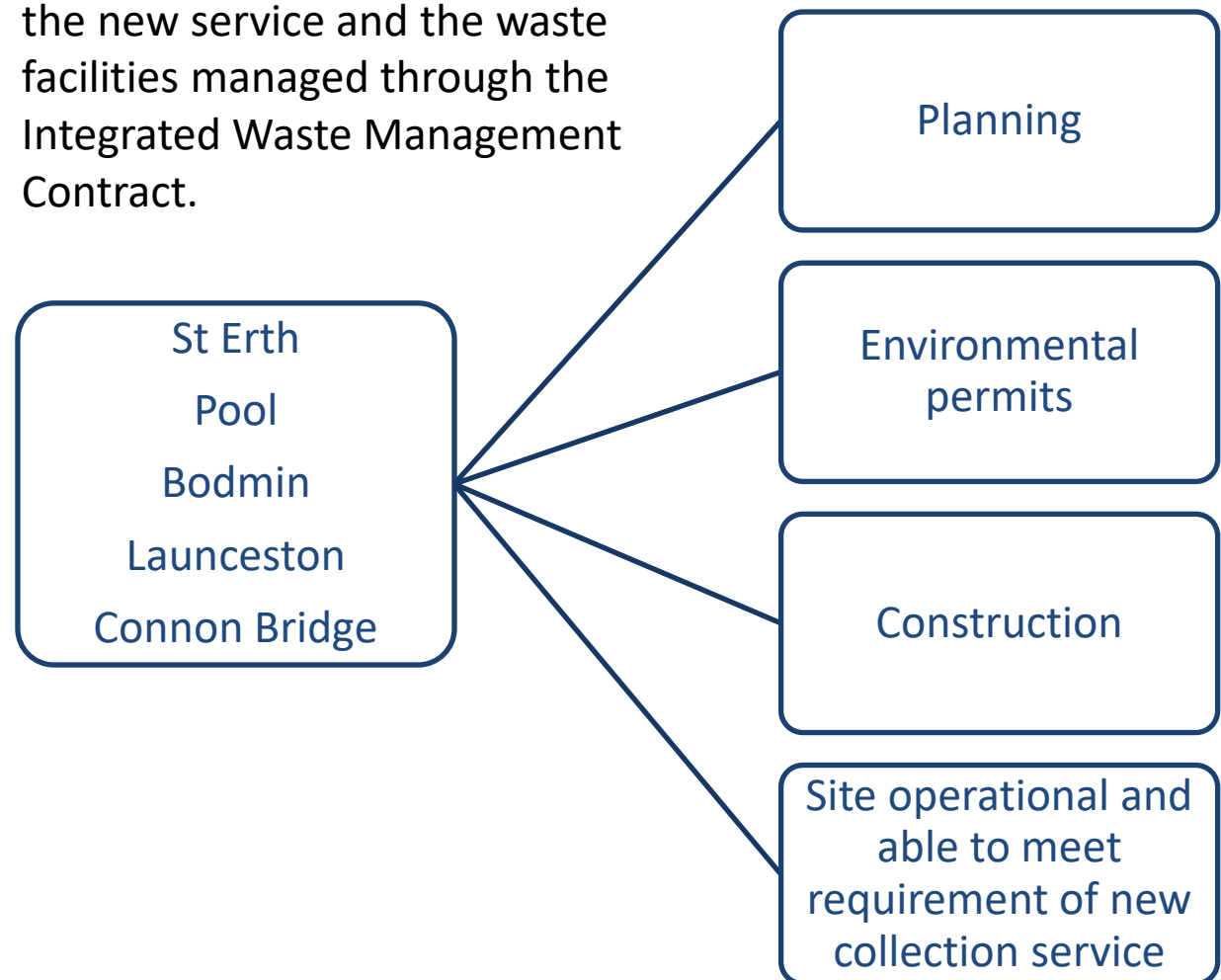


- ✓ Accommodate food waste and increased recycling
- ✓ Receive the new types of vehicle
- ✓ Cater for Cornwall's growing population - 5.7% growth forecast to 2029 (ONS estimates)
- ✓ Routine updating of facilities

Mobilisation
of new contract

Phase One: New
Contract starts

Critical interface between the new service and the waste facilities managed through the Integrated Waste Management Contract.




Recycling on the go

Phase One: New Contract starts

- New waste contract provision for on-street litter recycling
- Work will commence designing and procuring from 1st February
- Evidence gathering including container types, locations, priority of sites, litter volumes, timeline
- Rolling out over first year of contract
- Trial has run in St Ives – contamination



How we will be supporting our communities



Launching Waste minimisation behaviour change campaign



Collaborating on shared campaigns to encourage reuse, recycling and Keeping Cornwall Clean with other partners e.g. Newquay Clean



Targeted engagement, education and communications to support our communities as we move towards starting our new collection service

What you can do now

- Engaging with Cornwall Recycles, sharing Facebook messages when they come out
-
- Promote recycling and access to bags/box – new deadline for home delivery
- Inform us of groups or networks who would benefit from working with us
- Recycling A-Z online look up cornwall.gov.uk/recycling



Buy a Green Johanna
here:

www.getcomposting.com

£29.99 + p&p





Thank you / Meur ras

Any questions?

Richard.Haycock@cornwall.gov.uk

Follow us  **CornwallRecycles**